


2016 MMX Sand Track

Overall MMX Sand Track 2.000 Km

Race 2 30/38 Exp 45 Master Overall




Pos	No.	Name	Class	Total points	R1.	R2.
+30 Exp						
1	170b	Ryan O'Sullivan	+30 Exp	3	2	1
2	121b	Walker Martin	+30 Exp	5	1	4
3	612s	Joel Slaughter	+30 Exp	6	4	2
4	171b	Eric Beaumonte	+30 Exp	6	3	3
5	x	Del Rebeutisch Eval-B	+30 Exp	198	99	99
+38 Exp						
1	414s	Jeff Neumann	+38 Exp	2	1	1
2	244s	Jason Garcia	+38 Exp	4	2	2
3	102b	Ryan Ford	+38 Exp	102	99	3
+45 Master						
1	214s	Kevin Williams	+45 Master	2	1	1
2	123s	Matt Dawson	+45 Master	4	2	2
3	309s	Matt Drury	+45 Master	7	4	3
4	300s	Eric Tyler	+45 Master	7	3	4

2016 MMX Sand Track

Overall
Race 6 30/38 Int Overall

MMX Sand Track 2.000 Km




Pos	No.	Name	Class	Total points	R1.	R2.
+30 Int						
1	709s	Joshua Paloma	+30 Int	3	2	1
2	256b	Matt Beattey	+30 Int	3	1	2
3	101b	Justin Hansen	+30 Int	7	4	3
4	219s	Tim Burns	+30 Int	7	3	4
5	33s	Jason Jones S-Eval	+30 Int	198	99	99
+38 Int						
1	67s	Eric Allred	+38 Int	3	2	1
2	547s	Jarvis Mullican	+38 Int	5	3	2
3	906s	Mike Benninghofen	+38 Int	5	1	4
4	202b	Dan Marlow	+38 Int	7	4	3
5	909s	Mike Smialek	+38 Int	10	5	5
6	133s	Marc Maroni	+38 Int	12	6	6
7	363s	Bryan Gambill S-Eval	+38 Int	198	99	99

2016 MMX Sand Track

Overall

MMX Sand Track 2.000 Km

Race 4 30/38 Novice Overall




Pos	No.	Name	Class	Total points	R1.	R2.
+30 Nov						
1	162b	Ben Edwards	+30 Nov	3	2	1
2	444s	Rick Ortiz	+30 Nov	4	1	3
3	343s	Eric Ulrich	+30 Nov	5	3	2
4	124s	Sean Anderson Eval-S	+30 Nov	198	99	99
+38 Nov						
1	215s	Kevin Pate	+38 Nov	2	1	1
2	376s	Bruce Mayhood	+38 Nov	4	2	2
3	627s	Robert Cervantes	+38 Nov	6	3	3
4	672s	Mark Hays	+38 Nov	8	4	4

2016 MMX Sand Track

Overall
Race 1 45 Exp/Int Overall

MMX Sand Track 2.000 Km




Pos	No.	Name	Class	Total points	R1.	R2.
+45 Exp						
1	205s	Brent Workman	+45 Exp	3	1	2
2	69b	Eugene Spoor	+45 Exp	4	3	1
3	333b	Chris Gendusa	+45 Exp	5	2	3
+45 Int						
1	333s	Travis Brown	+45 Int	2	1	1
2	29s	Paul Schoep	+45 Int	5	3	2
3	639b	James Hendricks	+45 Int	5	2	3
4	149	Troy Brosious - S-Eval	+45 Int	198	99	99
5	8e	Mark Pearce (EVAL-S)	+45 Int	198	99	99

2016 MMX Sand Track

Overall
Race 3 45 Novice Overall

MMX Sand Track 2.000 Km




Pos	No.	Name	Class	Total points	R1.	R2.
+45 Nov						
1	60s	Eric Kuasager	+45 Nov	5	2	3
2	136s	Monte Hand	+45 Nov	6	5	1
3	831b	Mike English	+45 Nov	6	4	2
4	543b	Tim Carrillo	+45 Nov	6	1	5
5	198s	Steve Kopic	+45 Nov	7	3	4
6	76s	Todd Sauls	+45 Nov	12	6	6
7	821b	Bob Ress	+45 Nov	16	9	7
8	471B	Jeff Stephens	+45 Nov	19	11	8
9	98b	Gary Hatfield	+45 Nov	19	10	9
10	512s	Michael Fowler	+45 Nov	21	8	13
11	91b	Tim Kamholz	+45 Nov	24	13	11
12	241s	Curtis Weathersbee	+45 Nov	24	12	12
13	827s	Sam Anderson	+45 Nov	28	14	14
14	723s	Steve Lassetter	+45 Nov	30	15	15
15	52s	Sean Donahue	+45 Nov	106	7	99
16	970s	Sean Allen	+45 Nov	109	99	10

2016 MMX Sand Track

Overall

MMX Sand Track 2.000 Km

Race 7 52/58 Exp 58 Master




Pos	No.	Name	Class	Total points	R1.	R2.
+52 Exp						
1	127s	Kevin Kearney	+52 Exp	4	1	3
2	404s	Dave Mozingo	+52 Exp	5	4	1
3	75s	Ron Thornton	+52 Exp	5	3	2
4	34s	Ron Horner	+52 Exp	6	2	4
5	59b	Michael Renner	+52 Exp	11	6	5
6	641b	Steve Tanti	+52 Exp	13	5	8
7	273b	Vince Macias	+52 Exp	14	7	7
8	223b	Greg Kamholz	+52 Exp	18	8	10
9	104s	John Roitinger	+52 Exp	19	13	6
10	134b	Patrick Dunne	+52 Exp	21	12	9
11	111b	Gary Plaatje	+52 Exp	22	11	11
12	550s	Ray Alvarado	+52 Exp	22	10	12
13	119s	Michael Petrunt	+52 Exp	108	9	99
+52 Master						
1	37s	Robert Austin	+52 Master	2	1	1
+58 Expert						
1	27s	Robert Fields	+58 Expert	2	1	1
2	1b	Mike Subocz	+58 Expert	4	2	2
3	121s	Jim Collins	+58 Expert	102	3	99
+58 Master						
1	211s	Glenn Jennings	+58 Master	2	1	1
2	94s	Steve Law	+58 Master	101	2	99

2016 MMX Sand Track

Overall
Race 10 52/58 Int Overall

MMX Sand Track 2.000 Km




Pos	No.	Name	Class	Total points	R1.	R2.
+52 Int						
1	204b	Jim Tappan	+52 Int	2	1	1
2	513s	Charlie Baldwin	+52 Int	4	2	2
3	125B	Brad Jones	+52 Int	7	3	4
4	140s	Ed Golden	+52 Int	9	6	3
5	94b	Rex Tener	+52 Int	10	4	6
6	161s	Patrick Kenney	+52 Int	13	8	5
7	80s	Joe Lozowski	+52 Int	13	5	8
8	34b	Jev Velez	+52 Int	14	7	7
9	832s	Mike McEntire	+52 Int	108	9	99
10	14b	Tim Crossfield	+52 Int	109	10	99
11	796b	Chris Johnson - eval-B	+52 Int	198	99	99
+58 Int						
1	6b	Mark Stirling	+58 Int	2	1	1
2	55b	Chris Talbot	+58 Int	5	3	2
3	498s	Jerry Tucker	+58 Int	5	2	3

2016 MMX Sand Track

Overall

MMX Sand Track 2.000 Km

Race 5 52/58 Novice 65B Overall




Pos	No.	Name	Class	Total points	R1.	R2.
+52 Nov						
1	81s	Steve Machado	+52 Nov	3	2	1
2	174s	Greg McRae	+52 Nov	5	3	2
3	375s	Richard Van Dyk	+52 Nov	5	1	4
4	219b	Scott Douglas	+52 Nov	8	5	3
5	888s	Jay Moore	+52 Nov	11	4	7
6	484s	Kevin Gotto	+52 Nov	12	7	5
7	426s	Phil Clayton	+52 Nov	14	8	6
8	143s	Scott Young	+52 Nov	105	6	99
9	8	Brad Huffer S-Eval	+52 Nov	198	99	99
+58 Novice						
1	176b	Brian Leetham	+58 Novice	3	2	1
2	521b	Don Martin	+58 Novice	4	1	3
3	151s	Harry Bradwell	+58 Novice	5	3	2
4	651s	Chuck Nerviani	+58 Novice	10	5	5
5	17s	Linda Thomas	+58 Novice	10	4	6
6	812b	Neil Wander	+58 Novice	11	7	4
7	47b	Eric Call	+58 Novice	13	6	7
8	eval	Scott Hassebrock - eval	+58 Novice	198	99	99
65 B						
1	135s	Leroy Francard	65 B	2	1	1
2	128s	Russ Greenfield	65 B	4	2	2

2016 MMX Sand Track

Overall MMX Sand Track 2.000 Km

Race 9 30/38/45/52 Beginner Overall




Pos	No.	Name	Class	Total points	R1.	R2.
+30 Beg						
1	411s	James Elms	+30 Beg	2	1	1
2	287s	Travis Buss	+30 Beg	4	2	2
3	83b	Mark Fox B-Eval	+30 Beg	198	99	99
+38 Beg						
1	496b	Dusty Hunt	+38 Beg	3	2	1
2	970s	Sean Allen	+38 Beg	100	1	99
+45 Beg						
1	323s	Michael Hoyer	+45 Beg	2	1	1
2	182s	Mike Beshara	+45 Beg	4	2	2
3	556s	John Fischer	+45 Beg	6	3	3
4	444b	Ron Cairns	+45 Beg	8	4	4
5	868s	Blake Johnson	+45 Beg	11	5	6
6	277s	Steve Minter	+45 Beg	12	7	5
7	998s	Fred Biagini	+45 Beg	13	6	7
8	371	David Lamb - S-Eval	+45 Beg	198	99	99
+52 Beg						
1	187b	Ed Nessen	+52 Beg	2	1	1

2016 MMX Sand Track

Overall
Race 8 Women A/B Overall

MMX Sand Track 2.000 Km



Pos	No.	Name	Class	Total points	R1.	R2.
Women A						
1	34s	Tammy Horner	Women A	2	1	1
2	55b	Connie Talbot	Women A	6	4	2
3	410b	Lynn Velez	Women A	6	3	3
4	169b	Charlene Spoor	Women A	6	2	4
Women B						
1	213b	Chelsea Lee	Women B	3	1	2
2	163s	Camie Allred	Women B	4	3	1
3	428b	Shannon Tamayo	Women B	5	2	3
4	312s	Ashley Yetter	Women B	9	5	4
5	97b	Theresa Stephens	Women B	10	4	6
6	201b	Cathie Marlow	Women B	11	6	5
7	3	Carrie Maroni (EVAL-S)	Women B	198	99	99