


MMX Sand

OVERALL

MMX Sand Track 2.000 Km

Race 1- 45 Int & 52 & 58 Int



Pos	No.	Name	Class	Total points	R1.	R2.
+45 Int						
1	55s	Randy Jones	+45 Int	2	1	1
2	727s	Rob Muehleisen	+45 Int	6	4	2
3	334s	Richard Horn	+45 Int	7	3	4
4	802s	Dennis Tedder	+45 Int	7	2	5
5	357s	John Barsell	+45 Int	8	5	3
6	92b	Mike Muzio	+45 Int	105	6	99
7	614	Gary Shaw (EVAL-S)	+45 Int	198	99	99
+52 Int						
1	915s	Chris Skillman	+52 Int	2	1	1
2	204b	Jim Tappan	+52 Int	6	4	2
3	222s	Jeff Graham	+52 Int	6	3	3
4	131s	Alex Chellew	+52 Int	10	6	4
5	210s	Brad Putnam	+52 Int	11	2	9
6	531s	Chris Poling	+52 Int	12	7	5
7	80s	Joe Lozowski	+52 Int	15	9	6
8	813s	David Weeks	+52 Int	15	8	7
9	78s	James Skelly	+52 Int	15	5	10
10	493	Jerry Tucker	+52 Int	18	10	8
11	161s	Patrick Kenney	+52 Int	22	11	11
12	290b	Tim Crossfield	+52 Int	24	12	12
13	140	Ed Golden (EVAL-S)	+52 Int	198	99	99
+58 Int						
1	121s	Jim Collins	+58 Int	3	2	1
2	417s	Garry Castillo	+58 Int	3	1	2
3	820b	Mark Stirling	+58 Int	6	3	3

Chief of Timing & Scoring

Orbits

Race Director

www.mylaps.com


Licensed to: Sierra OTHG

MMX Sand

OVERALL

MMX Sand Track 2.000 Km

Race 2 - 45 Nov




Pos	No.	Name	Class	Total points	R1.	R2.
+38 Master						
1	170s	Randy Blair	+38 Master	2	1	1
+45 Nov						
1	60s	Eric Kuasager	+45 Nov	4	1	3
2	76s	Todd Sauls	+45 Nov	5	4	1
3	52s	Sean Donahue	+45 Nov	7	3	4
4	727B	Kenny Spencer	+45 Nov	10	5	5
5	94b	Rex Tener	+45 Nov	10	2	8
6	472b	Dan Lawson	+45 Nov	11	9	2
7	639b	James Hendricks	+45 Nov	12	6	6
8	300b	Ron Easley	+45 Nov	15	8	7
9	677s	Chris Collett	+45 Nov	17	7	10
10	551b	Matt Nichols	+45 Nov	108	99	9
11	26e	Jeff Cornett (EVAL-S)	+45 Nov	198	99	99
12	49s	David Herrmann (EVAL-S)	+45 Nov	198	99	99
13	242	Jeff Rudd (EVAL-S)	+45 Nov	198	99	99
14	832s	Mike McEntire (EVAL-S)	+45 Nov	198	99	99

MMX Sand

OVERALL

MMX Sand Track 2.000 Km

Race 3 - 30 & 38 Int



Pos	No.	Name	Class	Total points	R1.	R2.
+30 Int						
1	609s	Dan DePuglia	+30 Int	2	1	1
2	152b	Rob Turman	+30 Int	6	3	3
3	612b	Sheena Foster	+30 Int	6	2	4
4	689b	Chris Wallace	+30 Int	10	5	5
5	310s	Greg Pimentel	+30 Int	13	7	6
6	615s	Justin Perry	+30 Int	13	4	9
7	199B	Jordan Sheldon	+30 Int	14	6	8
8	180s	Chris Waldow	+30 Int	15	8	7
9	709s	Joshua Paloma	+30 Int	2	--	2
+38 Int						
1	950B	Kelly Maack	+38 Int	3	2	1
2	200s	Chris Weathersbee	+38 Int	3	1	2
3	174b	Kenn Kibby	+38 Int	8	4	4
4	35B	Jerry De Baca	+38 Int	10	3	7
5	414s	Jeff Neumann	+38 Int	11	8	3
6	202b	Dan Marlow	+38 Int	11	6	5
7	133s	Marc Maroni	+38 Int	13	7	6
8	46b	Eric Allred	+38 Int	14	5	9
9	35s	Aaron White	+38 Int	17	9	8

Chief of Timing & Scoring

Orbits

Race Director

www.mylaps.com


Licensed to: Sierra OTHG

MMX Sand

OVERALL

MMX Sand Track 2.000 Km

Race 4 - 45 Master & Expert




Pos	No.	Name	Class	Total points	R1.	R2.
+45 Exp						
1	300s	Eric Tyler	+45 Exp	2	1	1
2	37s	Robert Austin	+45 Exp	5	3	2
3	309s	Matt Drury	+45 Exp	5	2	3
4	205s	Brent Workman	+45 Exp	8	4	4
5	167s	Shawn Fischer	+45 Exp	10	5	5
6	1B	Eugene Spoor	+45 Exp	12	6	6
+45 Master						
1	214s	Kevin Williams	+45 Master	2	1	1
2	100s	Aaron Mattson	+45 Master	4	2	2
3	491s	Kurt Mazingo	+45 Master	7	4	3
4	5s	Troy Cardiel	+45 Master	7	3	4

MMX Sand

OVERALL

MMX Sand Track 2.000 Km

Race 5 - Women A & B




Pos	No.	Name	Class	Total points	R1.	R2.
Women A						
1	831s	Jennifer Rockenstein	Women A	2	1	1
2	4s	Linda Thomas	Women A	4	2	2
Women B						
1	34s	Tammy Horner	Women B	2	1	1
2	169b	Charlene Spoor	Women B	5	3	2
3	163b	Camie Allred	Women B	5	2	3
4	883s	Allison Lewis	Women B	8	4	4
5	57	Beverly Baldwin	Women B	10	5	5
6	201b	Cathie Marlow	Women B	12	6	6

MMX Sand

OVERALL

MMX Sand Track 2.000 Km

Race 6 - 45 & 52 Beginner




Pos	No.	Name	Class	Total points	R1.	R2.
+45 Beg						
1	136s	Monte Hand	+45 Beg	2	1	1
2	182s	Mike Beshara	+45 Beg	6	4	2
3	556s	John Fischer	+45 Beg	6	3	3
4	868s	Blake Johnson	+45 Beg	10	5	5
5	241s	Curtis Weathersbee	+45 Beg	10	2	8
6	318b	Zach Sohns	+45 Beg	11	7	4
7	164r	Bob Woebbekong	+45 Beg	13	6	7
8	998s	Fred Blagini	+45 Beg	14	8	6
9	34	Greg McDaniel (EVAL-S)	+45 Beg	198	99	99
10	174s	Greg McRae (EVAL-S)	+45 Beg	198	99	99
11	210x	Michael Hoyer (EVAL-S)	+45 Beg	198	99	99
+52 Beg						
1	951b	Dan Maack	+52 Beg	2	1	1

MMX Sand

OVERALL

MMX Sand Track 2.000 Km

Race 7- 30 & 38 Master & Expert




Pos	No.	Name	Class	Total points	R1.	R2.
+30 Exp						
1	59s	Garrett Law	+30 Exp	2	1	1
2	427s	Jason Augustson	+30 Exp	4	2	2
3	610s	Nick Vanatta	+30 Exp	6	3	3
+30 Master						
1	180b	Billy Jurevich	+30 Master	2	1	1
2	X	Scott Davis	+30 Master	4	2	2
+38 Exp						
1	244s	Jason Garcia	+38 Exp	2	1	1
2	29b	Jeff Whitaker	+38 Exp	4	2	2
3	88s	Drew Dickson	+38 Exp	198	99	99

MMX Sand

OVERALL

MMX Sand Track 2.000 Km

Race 8 - 52 & 58 Nov




Pos	No.	Name	Class	Total points	R1.	R2.
+52 Nov						
1	75b	Joe Bruno	+52 Nov	2	1	1
2	219b	Scott Douglas	+52 Nov	4	2	2
3	535s	Guy Eatchel	+52 Nov	6	3	3
4	484s	Kevin Gotto	+52 Nov	8	4	4
5	888s	Jay Moore	+52 Nov	104	5	99
6	37	Ken Wolcott (EVAL-S)	+52 Nov	198	99	99
+58 Novice						
1	81s	Steve Machado	+58 Novice	2	1	1
2	557s	David Drake	+58 Novice	4	2	2
3	176b	Brian Leetham	+58 Novice	7	4	3
4	151s	Harry Bradwell	+58 Novice	7	3	4
5	47b	Eric Call	+58 Novice	10	5	5
6	525b	Jim Jensen	+58 Novice	13	6	7
7	135s	Leroy Francard	+58 Novice	14	8	6
8	719b	Michael Nitkin	+58 Novice	106	7	99
9	349b	Ron McGinnis	+58 Novice	108	9	99
10	537	James Custer (EVAL-S)	+58 Novice	198	99	99
11	579s	Eric Roseme (eval-S)	+58 Novice	198	99	99

MMX Sand

OVERALL

MMX Sand Track 2.000 Km

Race 9 - 30 & 38 Beginner



Pos	No.	Name	Class	Total points	R1.	R2.
<hr/>						
+30 Beg						
1	601s	Robert Rogers	+30 Beg	3	2	1
2	715s	Brenna Singh	+30 Beg	3	1	2
3	358s	Kelly Licon	+30 Beg	6	3	3
4	444s	Ricardo Ortiz (EVAL-S)	+30 Beg	99	99	--
<hr/>						
+38 Beg						
1	227s	Rich Harrington	+38 Beg	3	2	1
2	496b	Dusty Hunt	+38 Beg	5	3	2
3	970s	Sean Allen	+38 Beg	5	1	4
4	598B	Shanon Hunt	+38 Beg	7	4	3

MMX Sand

OVERALL

MMX Sand Track 2.000 Km

Race 10 - 52 & 58 Master & Expert


Pos	No.	Name	Class	Total points	R1.	R2.
+52 Exp						
1	74b	Joe Madison	+52 Exp	2	1	1
2	75s	Ron Thornton	+52 Exp	4	2	2
3	127s	Kevin Kearney	+52 Exp	8	4	4
4	355b	James Zack	+52 Exp	9	3	6
5	34s	Ron Horner	+52 Exp	10	7	3
6	236s	Richard Smith	+52 Exp	11	6	5
7	59b	Michael Renner	+52 Exp	12	5	7
8	757b	Eric Watt	+52 Exp	16	8	8
9	273b	Vince Macias	+52 Exp	20	11	9
10	153b	Bill Guisto	+52 Exp	20	9	11
11	111b	Gary Plaatje	+52 Exp	22	12	10
12	51s	Pete Gomdry	+52 Exp	25	13	12
13	223b	Greg Kamholz	+52 Exp	109	10	99
+52 Master						
1	68s	Rodger McCabe	+52 Master	2	1	1
2	523B	Dean Adkins	+52 Master	101	2	99
+58 Expert						
1	50s	Mike Butler	+58 Expert	2	1	1
2	26b	Mike Subocz	+58 Expert	4	2	2
3	44s	Alan McGehee	+58 Expert	6	3	3
4	800s	Steve Parker (EVAL-S)	+58 Expert	198	99	99
+58 Master						
1	211s	Glenn Jennings	+58 Master	2	1	1
2	267b	Allen Whipple	+58 Master	4	2	2

MMX Sand

OVERALL

MMX Sand Track 2.000 Km

Race 11- 30 & 38 Nov



Pos	No.	Name	Class	Total points	R1.	R2.
+30 Nov						
1	717b	Brandon Fink	+30 Nov	5	4	1
2	258b	Dan Green	+30 Nov	5	3	2
3	241b	Christian Holman	+30 Nov	5	2	3
4	520b	Alex Pavan	+30 Nov	9	5	4
5	194s	Craig Owen	+30 Nov	11	6	5
6	19	Nate Meike	+30 Nov	106	7	99
7	A	Jesse Fusco (EVAL-B)	+30 Nov	198	99	99
8	x	Jamie McDaniel (EVAL-S)	+30 Nov	198	99	99
9	9e	Chris Utterback (EVAL-S)	+30 Nov	198	99	99
10	12e	Dennis Feeney (EVAL-S)	+30 Nov	198	99	99
11	19e	Tim Burns (Eval -S)	+30 Nov	198	99	99
12	709s	Joshua Paloma	+30 Nov	1	1	--
13	444s	Ricardo Ortiz (EVAL-S)	+30 Nov	99	--	99
+38 Nov						
1	574r	Kevin Hargett	+38 Nov	2	1	1
2	257b	Jason Ferre	+38 Nov	4	2	2
3	198s	Steve Kopic	+38 Nov	7	3	4
4	72b	Ben Jay	+38 Nov	8	5	3
5	376s	Bruce Mayhood	+38 Nov	11	6	5
6	215s	Kevin Pate	+38 Nov	11	4	7
7	56s	Anthony Mass	+38 Nov	14	8	6
8	3b	Paige Marciel	+38 Nov	18	9	9
9	75b	Dan Zaiss	+38 Nov	21	11	10
10	484b	Edward McIlree	+38 Nov	22	10	12
11	13b	Robert Haaverson	+38 Nov	23	12	11
12	974s	Dan Kelley	+38 Nov	106	7	99
13	819s	Geoff Osterman	+38 Nov	107	99	8
14	302	Brian Walters (EVAL-S)	+38 Nov	198	99	99

Chief of Timing & Scoring

Orbits

Race Director

www.mylaps.com

Licensed to: Sierra OTHG